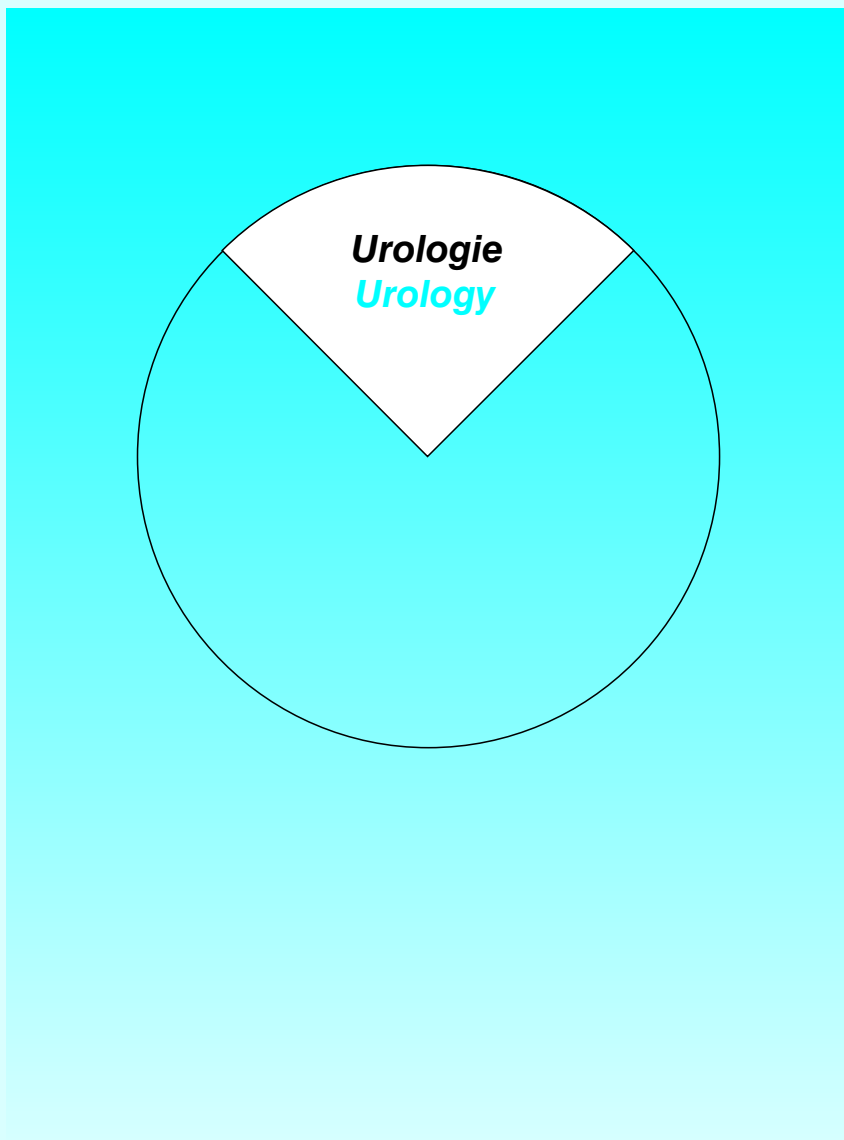




MAHE-Medizintechnik Made in Germany

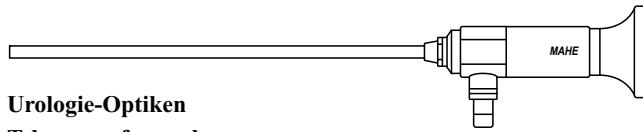


Cystoskopie - Urethroskopie
Cystoscopy - Urethroscopy



Cystoskopie - Urethroskopie (Urologie)

Cystoscopy - Urethroscopy (Urology)



Urologie-Optiken Telescopes for urology

Blickrichtung
Direction of view

0°	35.001.00
30°	35.001.30
70°	35.001.70

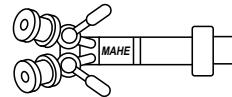
AUTOCLAVE
134° C / 273° F



Diagnose-Optikbrücke Inspection Telescope Bridge

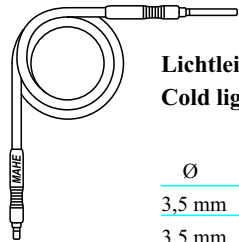
35.005.00

35.005.01



Optikbrücke mit zwei Arbeitskanälen Telescope bridge with two working channels

35.005.02



Lichtleit-Kabel Glasfaser Cold light cable glass fiber

Ø	Nutzlänge Working length	
3,5 mm	180 cm	11.000.01
3,5 mm	230 cm	11.000.02
4,8 mm	180 cm	11.000.03



Arbeitseinsatz mit Albarranhebel, einläufig Single catheterising slide

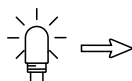
35.006.01



Arbeitseinsatz mit Albarranhebel, doppelläufig Double catheterising slide

35.006.02

Projektor-Adapter



Storz



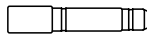
11.001.00

Olympus




11.001.02

Wolf/Dyonics



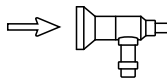
11.001.04

ACM/British standard



11.001.06

Endoskop-Adapter



Storz



11.001.20

Wolf



11.001.22

ACM/British standard

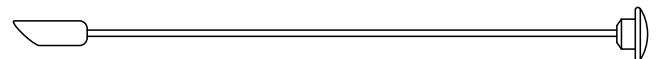
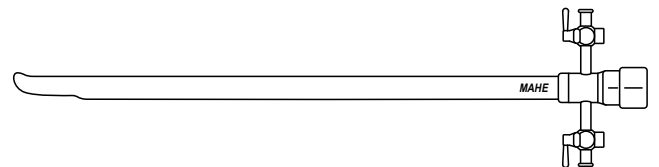


11.001.24

Stryker



11.001.26



Cystoskop-Urethroskop-Schäfte Cystoskope Urethroscopy sheaths

Größe Size	Schaft inkl. Obturator Sheath incl. obturator	Schaft allein Sheath only	Oburator allein Oburator only
17 Charr./Fr.	35.007.01	35.007.02	35.007.03
19 Charr./Fr.	35.007.05	35.007.06	35.007.07
21 Charr./Fr.	35.007.10	35.007.11	35.007.12
23 Charr./Fr.	35.007.15	35.007.16	35.007.17



Optische Instrumente
Optical instruments



Flexible Operations-Instrumente
Flexible surgery instruments



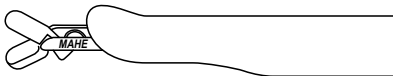
Greifzange
Grasping forceps

35.008.01



Biopsiezange, durchschneidend
Biopsy forceps, through-cutting

35.008.02



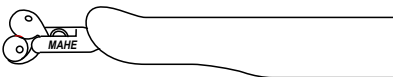
Biopsiezange, löffelförmig
Biopsy forceps, spoon-shaped

35.008.03



Biopsiezange, löffelförmig, retrograd
Biopsy forceps, spoon-shaped, retrograde

35.008.04



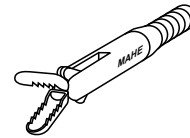
Biopsiezange, löffelförmig
Biopsy forceps, spoon-shaped

35.008.05



Schere
Scissors

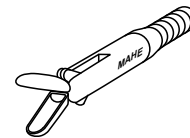
35.008.06



Fremdkörper-Zange
Foreign bodies forceps

7 Ch./Fr. - 400 mm 35.010.01

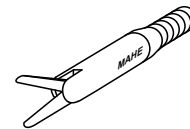
9 Ch./Fr. - 400 mm 35.010.02



Biopsie-Zange, Doppellöffel
Biopsy forceps, double spoon jaws

7 Ch./Fr. - 400 mm 35.010.06

9 Ch./Fr. - 400 mm 35.010.07



Schere
Scissors

7 Ch./Fr. - 400 mm 35.010.11

9 Ch./Fr. - 400 mm 35.010.12



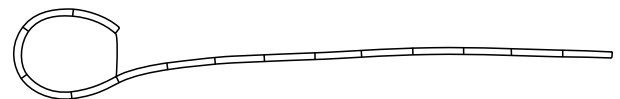
Kanüle, flexibel
Needle, flexible

7 Ch./Fr. - 600 mm 35.011.07




Dormia Steinfänger
Dormia Ureteral Dislodger

5 Ch./Fr. - 600 mm 35.012.05




Schlingenkatheter nach Zeiss
Zeiss Urethral Stone Dislodger

5 Ch./Fr. - 600 mm 35.013.05




Kugel-Elektrode
Ball electrode

7 Ch./Fr. - 600 mm 35.014.01



Nadel-Elektrode
Needle electrode

7 Ch./Fr. - 600 mm 35.014.02



Schlingen-Elektrode
Loop electrode

7 Ch./Fr. - 600 mm 35.014.03

Anschlußkabel für Elektroden
Connecting cord for electrodes

35.014.50



MAHE-BARTHELMES Medizintechnik GmbH
Friedrich-Wöhler-Str.10 D-78576 Emmingen/Germany
Tel. (0)7465-92 75-0 Fax (0)74 65-92 75-29
E-mail: info@mahe-med.de
Internet: www.mahe-med.de